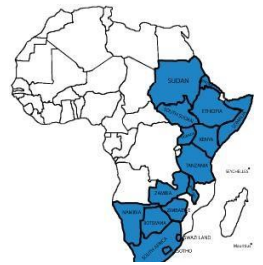




Eastern Africa Statistical Training Centre (EASTC)

Online Application System (OLAP)

User Manual



Visit our Online Application System through web address link: <https://olap.eastc.ac.tz/>

Apply as a new user by clicking the “[Register here](#)” link as shown in Figure 1.

The screenshot displays the homepage of the Eastern Africa Statistical Training Centre (EASTC) Online Application System (OLAP). The header features the EASTC logo on the left, the text "EASTERN AFRICA STATISTICAL TRAINING CENTRE" with the motto "Plan with Figures" and "ONLINE APPLICATION SYSTEM" in the center, and a map of Eastern and Southern Africa on the right. Below the header, a navigation bar includes "ONLINE APPLICATION SYSTEM", the date "June 13, 2022, 10:17 am", and links for "Register" and "Login". The main content area is divided into two columns. The left column contains a "Rector's Welcome Note" with a paragraph welcoming users to EASTC, a description of the center's role, and a list of three objectives: to improve statistical data production, to upgrade NSO capacity, and to train personnel. The right column contains a login form with fields for "Username" and "Password", a "Remember Me" checkbox, and a "Login" button. Below the login form are links for "Register here" and "Reset it".

EASTERN AFRICA STATISTICAL TRAINING CENTRE
Plan with Figures
ONLINE APPLICATION SYSTEM

ONLINE APPLICATION SYSTEM June 13, 2022, 10:17 am Register Login

Home Entry Qualification How to Apply

Rector's Welcome Note

Let me first and foremost take this opportunity to warmly welcome you to the Eastern Africa Statistical Training Centre (EASTC). EASTC is a regional institution based in Tanzania offering statistical training to students from nineteen Eastern and Southern African countries.

It was established in 1965 with three objectives:

- To improve the capabilities of the user countries to produce and use statistical data that is needed for evidence-based decision making;
- To upgrade the capacity level of NSOs in assessing and planning the development of their people and the economies of the countries, and
- To train personnel involved in the production dissemination and usage of the statistical information.

Please fill out the following fields to login:

Username *

Use your O-level/Form IV Index/Equivalence Number as your Username

Password *

☒ Remember Me

Login

Not yet registered? [Register here](#)

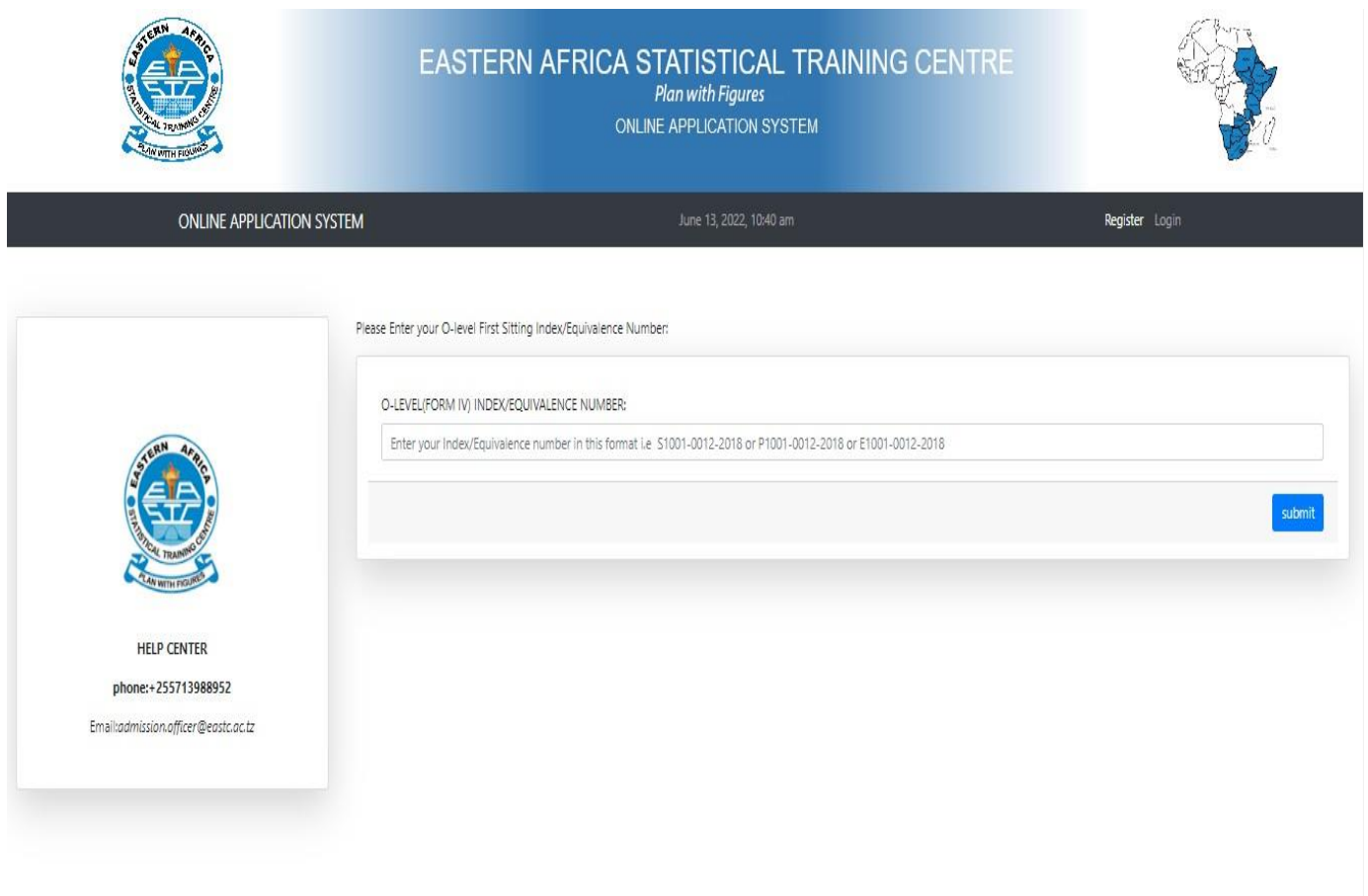
If you forgot your password you can [Reset it](#).

Figure 1: Online Application System

STEP 1: Account Registration

a) Application Account Registration

After clicking the “[Register here](#)” link in Figure 1, the system will display the registration form where you are required to enter your First O-level Sitting Index, if you don’t have O-level index number from NECTA (you have foreign certificate) then enter the Equivalence Number given from NECTA and submit by clicking “[Submit](#)” button as shown in Figure 2.

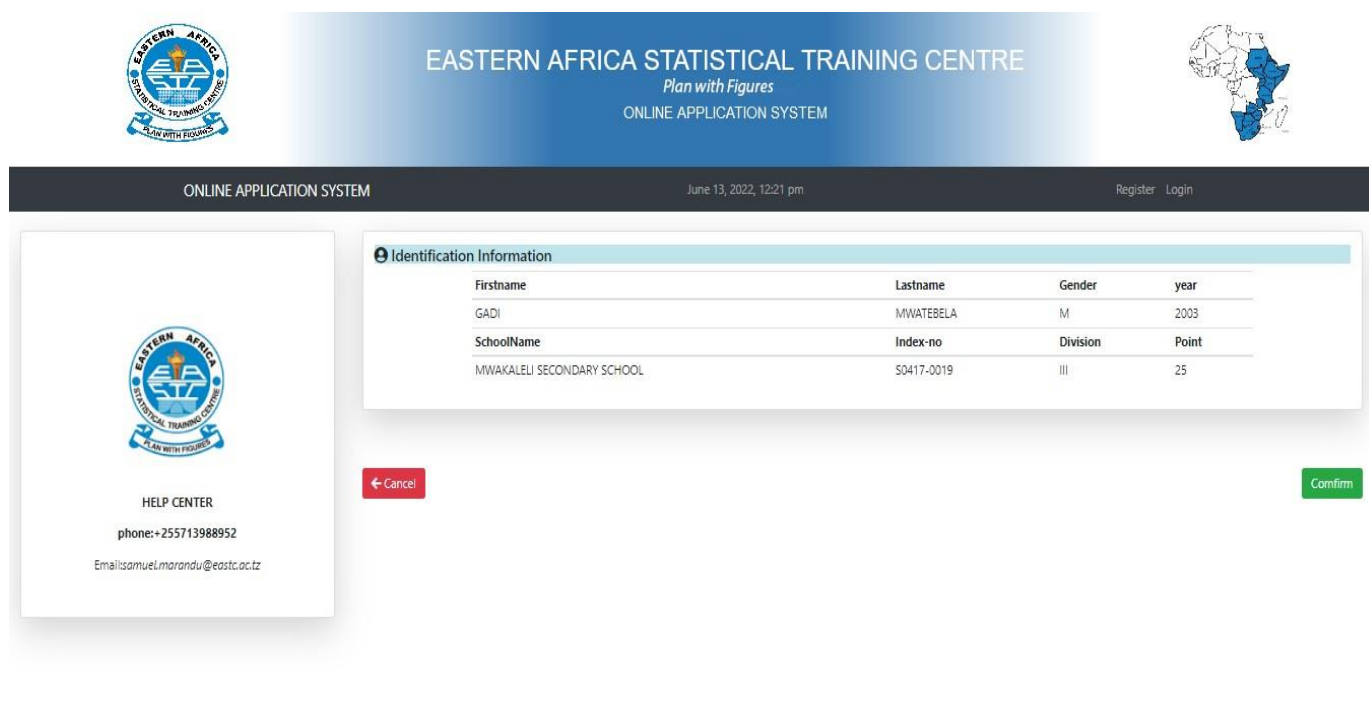


The screenshot displays the registration interface of the Eastern Africa Statistical Training Centre. At the top, a blue header bar contains the center's logo on the left, the text "EASTERN AFRICA STATISTICAL TRAINING CENTRE" and "Plan with Figures ONLINE APPLICATION SYSTEM" in the center, and a map of Africa on the right. Below the header, a dark navigation bar shows "ONLINE APPLICATION SYSTEM", the date and time "June 13, 2022, 10:40 am", and links for "Register" and "Login". The main content area is white. On the left, a sidebar box features the center's logo, the text "HELP CENTER", the phone number "+255713988952", and the email "Email:admission.officer@eastc.ac.tz". The main form area prompts the user to "Please Enter your O-level First Sitting Index/Equivalence Number:". It includes a label "O-LEVEL(FORM IV) INDEX/EQUIVALENCE NUMBER:", a text input field with a placeholder "Enter your Index/Equivalence number in this format i.e. S1001-0012-2018 or P1001-0012-2018 or E1001-0012-2018", and a blue "submit" button.

Figure 2: Registration form

Figure 2. Note: If you have multiple O-level index numbers, the first seat O- level index number should be used to create application account.

Then you will be shown a window which displays your results shown in Figure 3.



The screenshot displays the 'EASTERN AFRICA STATISTICAL TRAINING CENTRE' online application system. The header includes the center's logo, name, tagline 'Plan with Figures', and a map of Africa. The main content area shows a user's identification information in a table. A sidebar on the left contains a 'HELP CENTER' with contact details. Navigation buttons for 'Cancel' and 'Confirm' are at the bottom.

EASTERN AFRICA STATISTICAL TRAINING CENTRE
Plan with Figures
ONLINE APPLICATION SYSTEM

ONLINE APPLICATION SYSTEM June 13, 2022, 12:21 pm Register Login

Identification Information

Firstname	Lastname	Gender	year
GADI	MWATEBELA	M	2003
SchoolName	Index-no	Division	Point
MWAKALELI SECONDARY SCHOOL	S0417-0019	III	25

HELP CENTER
phone: +255713988952
Email: samuel.marandu@eastc.ac.tz

Cancel Confirm

Figure 3: O-level results.

Then you are required to confirm your results only if there are yours by clicking “**Confirm**” button where another window will appear and ask you if the index/equivalence number belongs to you then you click “**Ok**” as shown in Figure 4.

The screenshot shows a web browser window with the URL `olap.eastc.ac.tz/frontend/web/index.php?r=site%2Fnames`. A modal dialog box is displayed in the center, asking "Are you sure you this Index/equivalence number belongs to you?" with "OK" and "Cancel" buttons. The background shows the website's header with the Eastern Africa Technical Training Centre logo and a map of Africa. Below the header, there is a navigation bar with "ONLINE APPLICATION SYSTEM", the date "June 13, 2022, 12:21 pm", and links for "Register" and "Login". The main content area features a "HELP CENTER" sidebar on the left and a table titled "Identification Information" on the right. The table contains two rows of data: one for a user named GADI MWATEBELA and another for MWAKALELI SECONDARY SCHOOL.

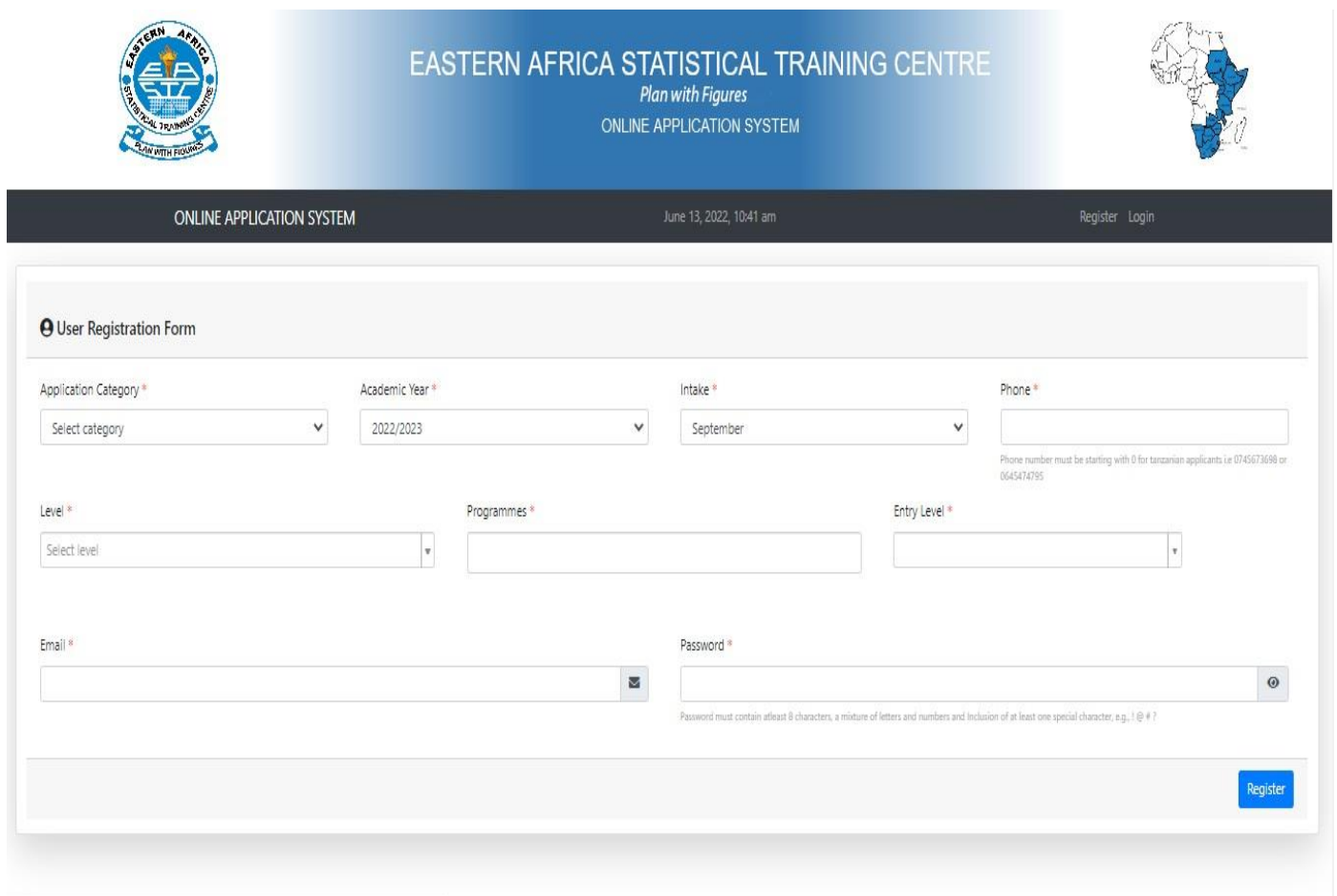
Firstname	Lastname	Gender	year
GADI	MWATEBELA	M	2003
SchoolName	Index-no	Division	Point
MWAKALELI SECONDARY SCHOOL	50417-0019	III	25

Figure 4: O-level results verification.

Figure 4. Note: if the results are not yours then cancel by clicking “**Cancel**” button where you will go back to previous stage to enter once again the First O-level Sitting Index/Equivalence Number.

b) Application Account Registration

After clicking the “OK” button, the system will display the application account registration form; fill all the required information as shown in Figure 5.



The screenshot displays the 'User Registration Form' within the 'ONLINE APPLICATION SYSTEM' interface. The header features the Eastern Africa Statistical Training Centre logo, the text 'EASTERN AFRICA STATISTICAL TRAINING CENTRE Plan with Figures ONLINE APPLICATION SYSTEM', and a map of Africa. The navigation bar includes 'ONLINE APPLICATION SYSTEM', the date 'June 13, 2022, 10:41 am', and links for 'Register' and 'Login'.

The registration form contains the following fields:

- Application Category ***: A dropdown menu with 'Select category'.
- Academic Year ***: A dropdown menu with '2022/2023'.
- Intake ***: A dropdown menu with 'September'.
- Phone ***: A text input field. A note below states: 'Phone number must be starting with 0 for Tanzanian applicants i.e 0745673698 or 0645474795'.
- Level ***: A dropdown menu with 'Select level'.
- Programmes ***: A text input field.
- Entry Level ***: A dropdown menu.
- Email ***: A text input field with an email icon.
- Password ***: A text input field with a password icon. A note below states: 'Password must contain atleast 8 characters, a mixture of letters and numbers and inclusion of at least one special character, e.g., ! @ # ?'.

A blue 'Register' button is located at the bottom right of the form.

Figure 5: Application Account Registration Window.

- Choose the Application Category whether if your Tanzanian or Non-Tanzanian.
- Enter your Mobile phone number (Bachelor and Masters applicants are encourage to not enter Halotel number since it delays the SMS or doesn't receive any responds)
- Choose the Level of Study you are applying for (e.g., Basic Certificate, Ordinary Diploma, Bachelor Degree, Master's Degree or Postgraduate Diploma) by selecting the applying for box as shown in Figure 5.
- Select Programs associated with the level you choose i.e. You can choose more than one program but the first one should be your first choice.
- Then select the Entry Level as shown in Figure 5.

Note: Entry Level (entry qualification) can be accessible through OLAP Home page or web address links providedbelow:

<https://eastc.ac.tz/cms-v2/frontend/web/index.php?r=site%2Fundergraduate>

<https://eastc.ac.tz/cms-v2/frontend/web/index.php?r=site%2Fpostgraduate>

- Fill in valid Email address and the password and click “**Register**” button to create your application account.

Note: The Email address will be used for communication purpose. Also, mobile phone number should be valid and accessible to allow the Institute and other regulators to communicate with you.

STEP 2: Log in into the Application System.

After clicking the “**Register**” button in step 1 shown in Figure 5, the system will display the window shown, green window shows Successful Registration message.

The screenshot displays the EASTC Online Application System interface. At the top, there is a header with the EASTC logo, the text "EASTERN AFRICA STATISTICAL TRAINING CENTRE", the tagline "Plan with Figures", and "ONLINE APPLICATION SYSTEM". A navigation bar below the header shows "ONLINE APPLICATION SYSTEM", the date "June 13, 2022, 11:34 am", and links for "Register" and "Login". A green message box states: "Dear MAKONGORO ZONZO, You have successfully created your Account, Please login to continue with your Application." Below this, there are tabs for "Home", "Entry Qualification", and "Application Instruction". The main content area on the left features a "Rector's Welcome Note" and a list of three objectives. On the right, there is a login form with fields for "Username" and "Password", a "Remember Me" checkbox, and a "Login" button. Links for "Register here" and "Reset it" are also present.

ONLINE APPLICATION SYSTEM

June 13, 2022, 11:34 am

Register Login

Dear MAKONGORO ZONZO, You have successfully created your Account, Please login to continue with your Application.

Home Entry Qualification Application Instruction

Rector's Welcome Note

Let me first and foremost take this opportunity to warmly welcome you to the Eastern Africa Statistical Training Centre (EASTC). EASTC is a regional institution based in Tanzania offering statistical training to students from nineteen Eastern and Southern African countries.

It was established in 1965 with three objectives:

- To improve the capabilities of the user countries to produce and use statistical data that is needed for evidence-based decision making;
- To upgrade the capacity level of NSOs in assessing and planning the development of their people and the economies of the countries; and
- To train personnel involved in the production dissemination and usage of the statistical information.

Please fill out the following fields to login:

Username *

Use your O-level/Form IV Index/Equivalence Number as your Username

Password *

☒ Remember Me

Login

Not yet registered? [Register here](#)

If you forgot your password you can [Reset it](#).

Figure 6: Successful Registered Window.

- Fill the login form shown in Figure 6 with the **O-level index number** and **password** used to create account.
- Then click the “**Login**” button to proceed.

Once you are logged in, the system will display the window Applicant Profile as shown in Figure 7.

The screenshot shows the 'Applicant Profile' window of the Eastern Africa Statistical Training Centre Online Application System. The header includes the center's logo, name, and a map of Africa. The main content area features a navigation bar with tabs for Profile, Application fee, Education Background, Personal details, Next of Kin, and Sponsorship. The 'Profile' tab is active, displaying a table with the applicant's details. A 'HELP CENTER' sidebar is visible on the left, and an 'Incomplete' status bar is at the bottom.

Firstname	Middlename	Lastname	Gender
MAKONGORO		ZONZO	M

Level	Programme	Email
Certificate	Basic Technician Certificate in Statistics (NTA Level 4)	bgg@gmail.com

Application Status: Incomplete

Figure 7: profile window.

Note: You cannot proceed to another step if the previous one hasn't finished yet. The step with yellow color tab indicates incomplete steps while the white color tab indicates completed steps.

- Applicants applying for **Undergraduate Programs** (Certificate, Diploma and Bachelor Level) will have 6 Stages as shown in Figure 7.

While Applicants applying for **Postgraduate Programs** (Postgraduate Diploma and Masters Level) will have 7 Stages as shown in Figure 8.

The screenshot displays the 'Profile' window of the Eastern Africa Statistical Training Centre's Online Application System. The header features the center's logo, name, and tagline 'Plan with Figures', alongside a map of Africa. A navigation bar at the top lists seven stages: Profile, Application fee, Education Background, Personal details, Next of Kin, Sponsorship, and Referees. The 'Profile' section contains a table with the following data:

Firstname	Middlename	Lastname	Gender
MAKONGORO		ZONZO	M

Level	Programme	Email
Postgraduate Diploma	Basic Technician Certificate in Statistics (NTA Level 4)	bgg@gmail.com

Below the table, the 'Application Status' is shown as 'Incomplete'.

On the left side of the profile window, there is a 'HELP CENTER' section with the following contact information:

- phone: +255713988952
- Email: admission.officer@eastc.ac.tz

Figure 8: profile window.

STEP 3: Application Fee only for “Postgraduate Programmes”.

a) Requesting the Control Number for Application Fee payment.

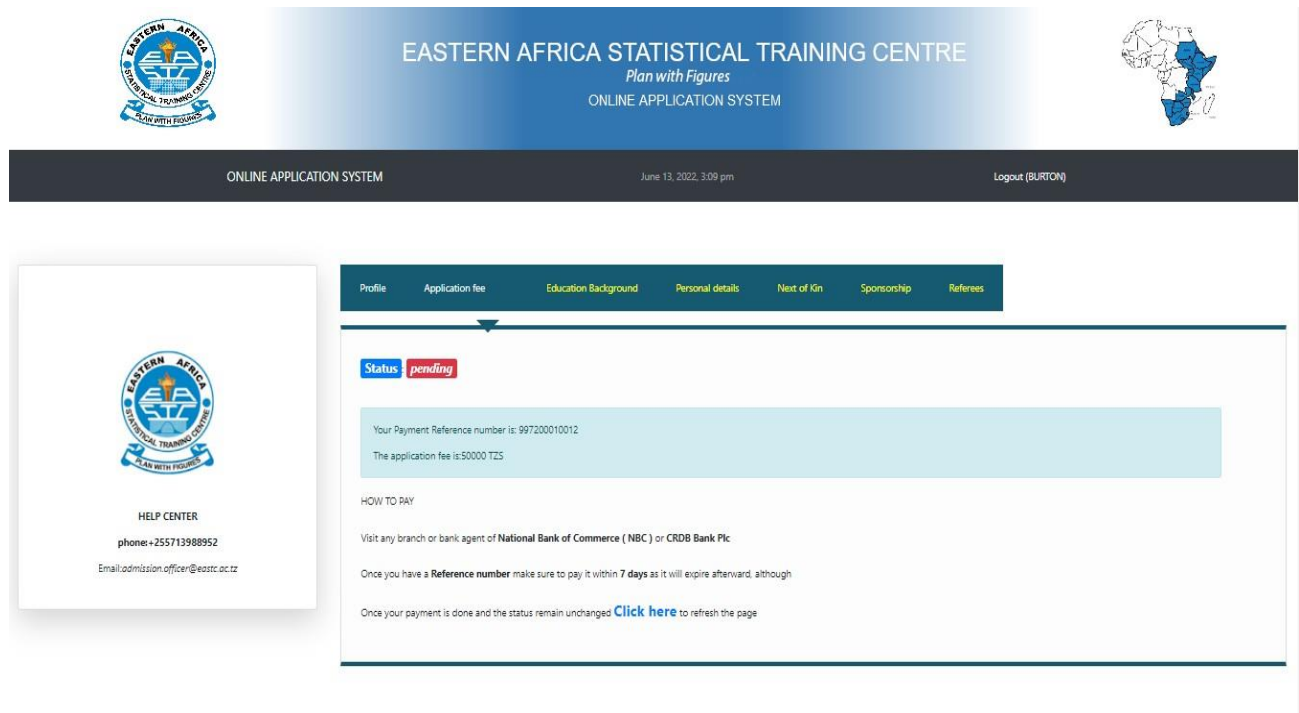
For **Tanzanian** when click the “**Application fee**” tab the system will display the following window. Then click “**REQUEST CONTROL NUMBER**” button to request for control number as shown in Figure 9.

The screenshot displays the 'EASTERN AFRICA STATISTICAL TRAINING CENTRE' online application system. The header includes the center's logo, name, tagline 'Plan with Figures', and 'ONLINE APPLICATION SYSTEM'. A navigation bar at the top shows 'ONLINE APPLICATION SYSTEM', the date 'June 13, 2022, 10:16 am', and a 'Logout (GEORGE)' link. The main content area features a tabbed interface with 'Application fee' selected. A 'REQUEST CONTROL NUMBER' button is prominently displayed. Below the button, a message states: 'Use the provided button to generate your Payment Reference number' and 'The application fee is: 10,000 tshs for Undergraduate programmes and 50,000 tshs for Postgraduate programmes'. A sidebar on the left contains a 'HELP CENTER' with contact information: 'phone: +255713988952' and 'Email: admission.officer@eastc.ac.tz'.

Figure 9: Request control number window.

b) Requesting the Control Number.

Once you have clicked the “**REQUEST CONTROL NUMBER**” button as shown in figure 8, the system will display the Control Number (Reference Number). Use the Number to the application fee through bank as shown on Figure 10.



The screenshot displays the 'Acquire control number' window of the Eastern Africa Statistical Training Centre Online Application System. The header includes the center's logo, name, and a map of Africa. The navigation bar shows 'ONLINE APPLICATION SYSTEM', the date 'June 13, 2022, 3:09 pm', and a 'Logout (BURTON)' link. The main content area features a sidebar with a 'HELP CENTER' and a main panel with a progress bar. The progress bar highlights 'Application fee' as the current step. The status is 'pending'. The payment reference number is 997200010012, and the application fee is 50000 TZS. The 'HOW TO PAY' section instructs users to visit any branch or bank agent of National Bank of Commerce (NBC) or CRDB Bank Plc, pay within 7 days, and refresh the page after payment.

EASTERN AFRICA STATISTICAL TRAINING CENTRE
Plan with Figures
ONLINE APPLICATION SYSTEM

ONLINE APPLICATION SYSTEM June 13, 2022, 3:09 pm Logout (BURTON)

Profile Application fee Education Background Personal details Next of Kin Sponsorship Referees

Status pending

Your Payment Reference number is: 997200010012
The application fee is 50000 TZS

HOW TO PAY

Visit any branch or bank agent of **National Bank of Commerce (NBC)** or **CRDB Bank Plc**

Once you have a **Reference number** make sure to pay it within **7 days** as it will expire afterward, although

Once your payment is done and the status remain unchanged [Click here](#) to refresh the page

Figure 10: Acquire control number window.

NOTE: Control Number expires within **7 days** once requested, so please pay the application fee in due time.

Payment Options:

i. Payment through Bank.

- Visit any branch or bank agent of **National Bank of Commerce (NBC)** or **CRDB Bank Plc.**
- Upon your arrival at the bank, provide the Application Control Number (Reference Number) to the bank teller for payment process.

NOTE: You can't proceed with the application process if your application payment is not received/paid.

Once your application fee has been received/paid, the following window will be displayed as shown in Figure 11.

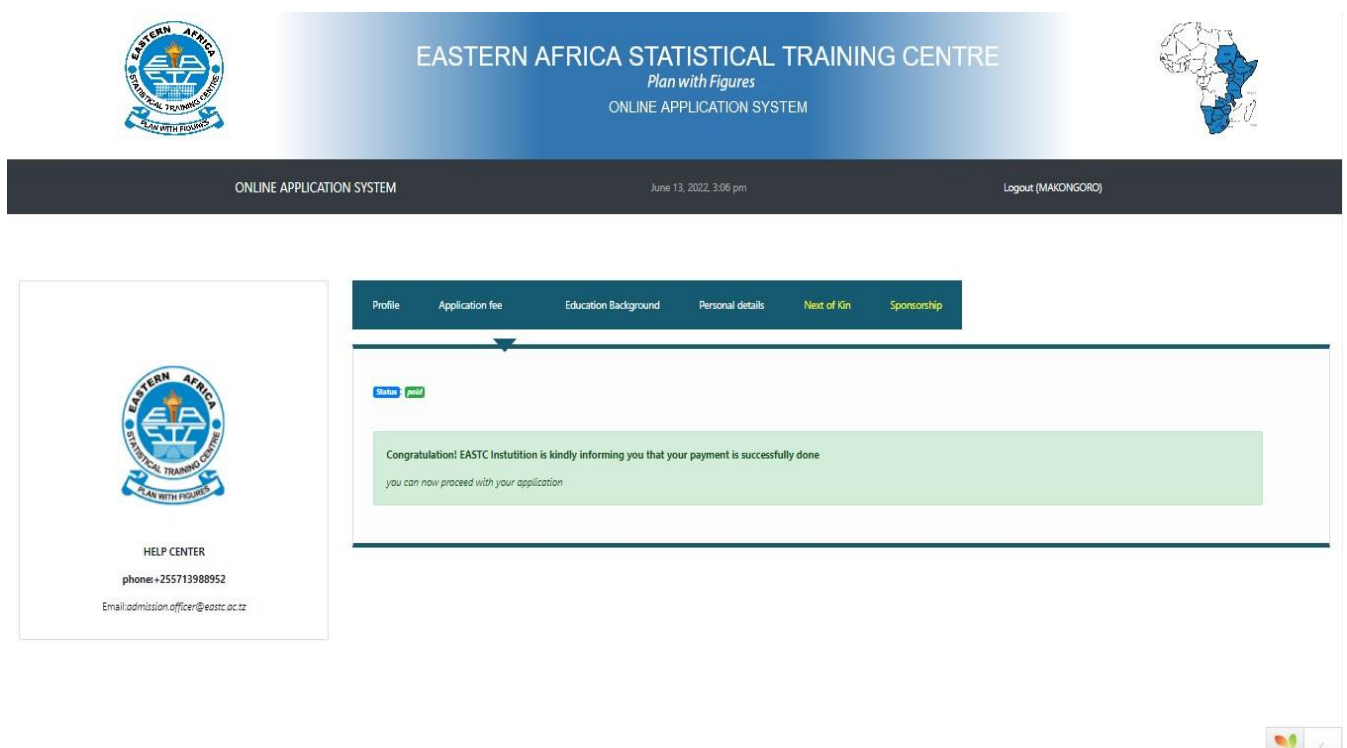



Figure 11: Payment details window.

For **Non-Tanzanian** when click the “**Application fee**” tab the system will display the following window as shown in Figure 12.

Note: the window shows Account information like Account Name, Name of Bank etc.

- After paying the required fee, then click the “**Upload Receipt**” button to upload the receipt.



HELP CENTER
phone: +255713988952
Email: admission.officer@eastc.ac.tz

ProfileApplication feeEducation BackgroundPersonal detailsNext of KinSponsorshipReferees

Account Name: EASTERN AFRICA STATISTICAL TRAINING CENTRE

Name of Bank: CRDB BANK,

Account No: 0250396002400

Bank Code: 6703

Swift Code: CORUTZTZ

Currency: USD

Amount: 23.5 USD

+ Upload Receipt

#	Receipt	ACTION
No results found.		



Figure 12: Fee Payment window.

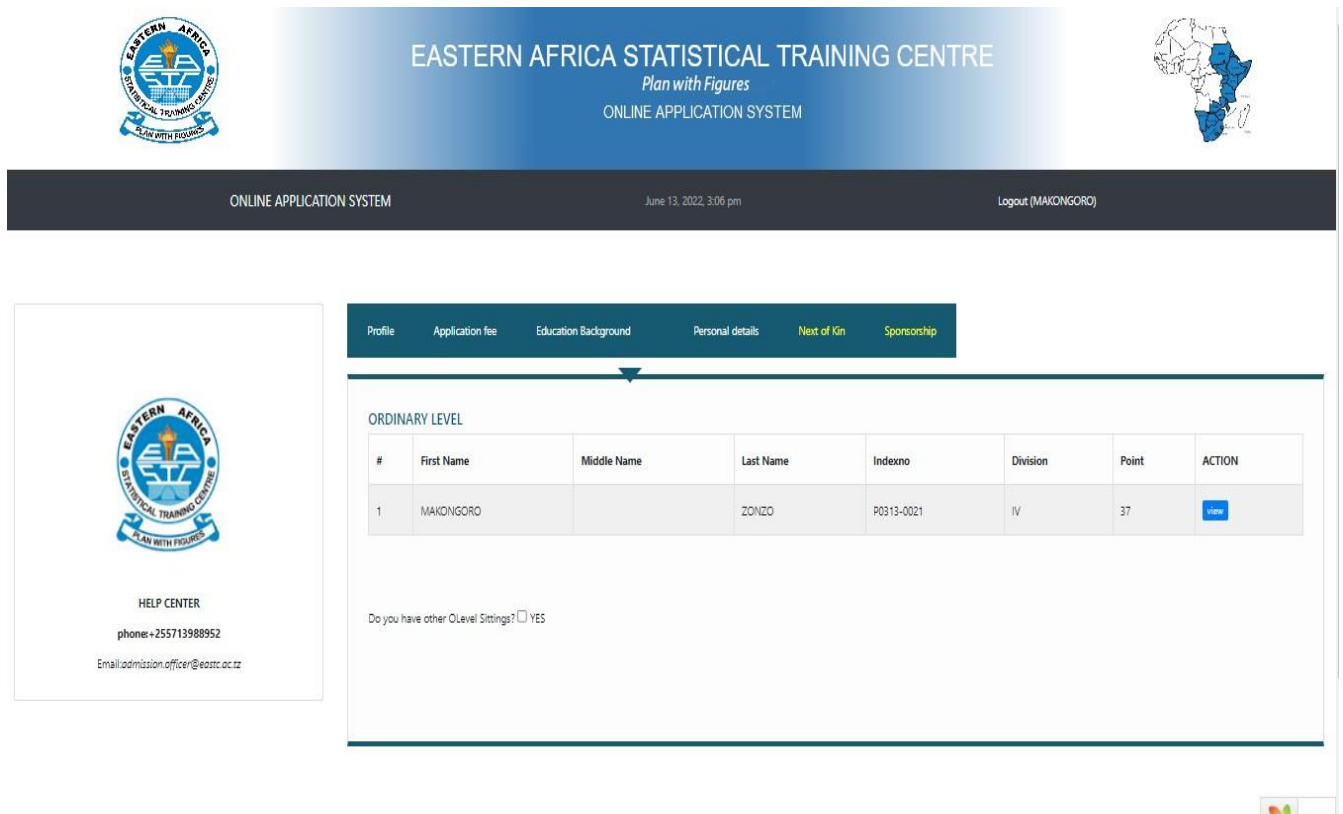
- Then the system will display a form where you are required to upload the **Receipt**.
- Proceed to next stage “**Education Background**”.

The screenshot shows a web application interface. At the top, there is a navigation bar with a link labeled "Home /". Below this is a section header "Payment Details" accompanied by a user icon. The main content area is titled "Receipt" and contains a large dashed rectangular box for file upload. Inside this box, the text "Drag & drop files here ... (or click to select file)" is centered. Below the dashed box is a green button labeled "Browse ...". At the bottom right of the form area is a blue button labeled "Save". The footer of the page is a blue bar containing the copyright text "Copyright ©2022 The Eastern Africa Statistical Centre | All rights reserved" and a small logo on the right.

Figure 13: Receipt form.

STEP 4: Education Background

Upon successfully paying the application fee, the “**Education Background**” tab will change color to white indicating the “**Application Fee**” stage is complete, then click the “**Education Background**” tab to view your education background as shown in Figure 14.



The screenshot displays the 'Education Background' window of the Eastern Africa Statistical Training Centre Online Application System. The header includes the center's logo, name, and tagline 'Plan with Figures', along with a map of Africa. The navigation bar shows the 'Education Background' tab as the active step. The main content area is titled 'ORDINARY LEVEL' and contains a table with one entry for a user named MAKONGORO. Below the table, there is a question about O-Level sittings.

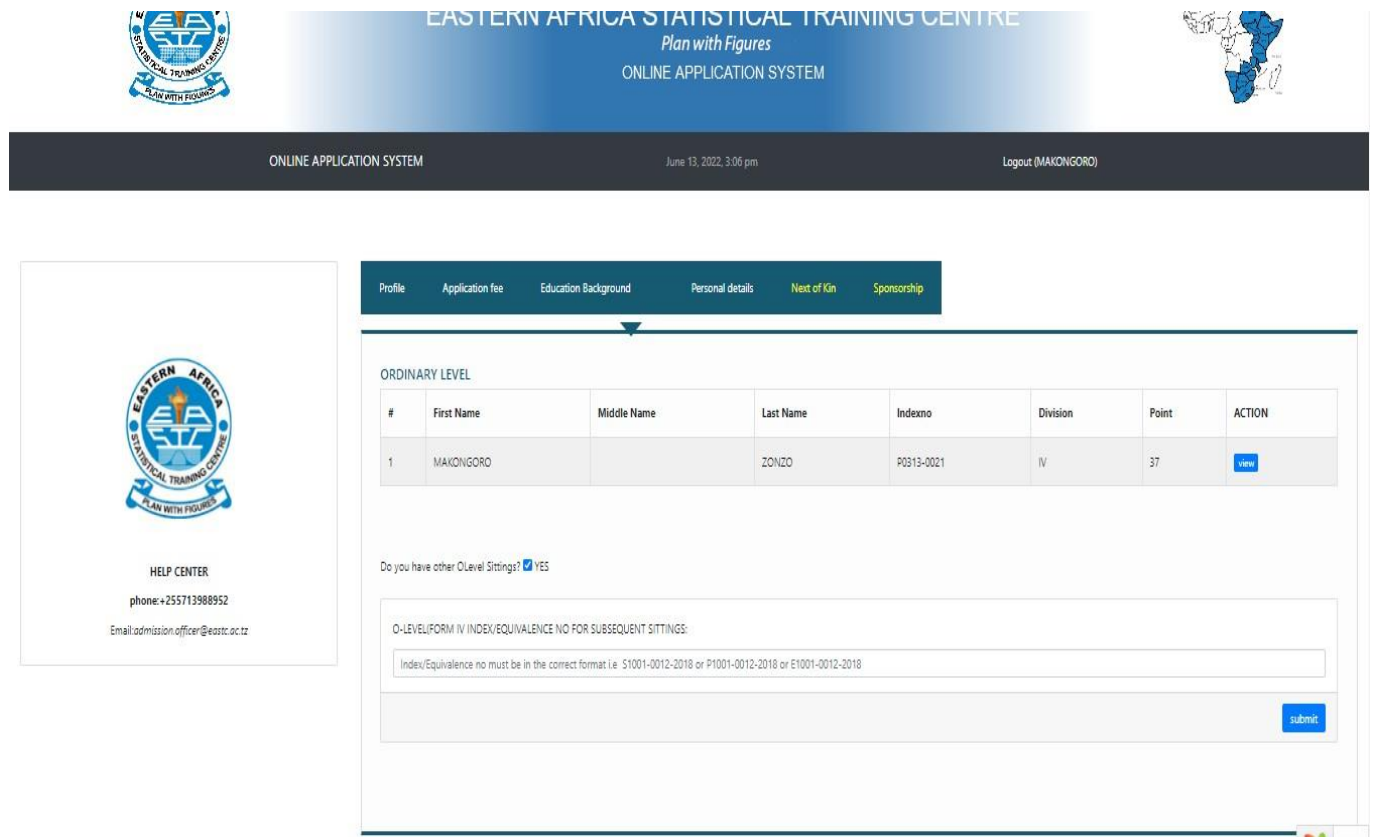
#	First Name	Middle Name	Last Name	Indexno	Division	Point	ACTION
1	MAKONGORO		ZONIZO	P0313-0021	IV	37	view


Do you have other OLevel Sittings? ☐ YES

Figure 14: Education Background window.

Note: if you applying for Certificate Level and if you don't have more than one O-level index number, then the “**Personal Details**” tab will change color to white indicating that the “**Education Background**” stage is complete and you can proceed to another step.

You can add another O-level national examinations if you have sat for more than one by check the box “YES” and enter the Index/ Equivalence Number and click “**Submit**” button to proceed as shown in Figure 15.






EASTERN AFRICA STATISTICAL TRAINING CENTRE

Plan with Figures


ONLINE APPLICATION SYSTEM



ONLINE APPLICATION SYSTEM

June 13, 2022, 3:06 pm

Logout (MAKONGORO)



HELP CENTER

phone: +255713988952

Email: admission.officer@eastc.ac.tz

Profile

Application fee

Education Background

Personal details

Next of Kin

Sponsorship

ORDINARY LEVEL

#	First Name	Middle Name	Last Name	Indexno	Division	Point	ACTION
1	MAKONGORO		ZOHZO	P0313-0021	IV	37	view

Do you have other OLevel Sittings? ☒ YES

O-LEVEL(FORM IV INDEX/EQUIVALENCE NO FOR SUBSEQUENT SITTINGS:

Index/Equivalence no must be in the correct format i.e S1001-0012-2018 or P1001-0012-2018 or E1001-0012-2018

submit

Figure 15: Add another O-level setting window.

Note: Then the “**Personal Details**” tab will change color to white indicating that the “**Education Background**” stage is complete and you can proceed to another step.


i. **If you applying for Diploma and your entry level is Advanced level (Form vi).**

- Enter you're A-Level (Form VI index/Equivalence Number) the click “**Submit**” button to proceed as shown in Figure 16.

ONLINE APPLICATION SYSTEM

June 13, 2022, 4:43 pm

Logout (MAKONGORO)



HELP CENTER
phone: +255713988952
Email: admission.officer@eastc.ac.tz

ProfileApplication feeEducation BackgroundPersonal detailsNext of KinSponsorship

ORDINARY LEVEL

#	First Name	Middle Name	Last Name	Indexno	Division	Point	ACTION
1	MAKONGORO		ZONZO	P0313-0021	IV	37	view

Do you have other OLevel Sittings? ☐ YES

A-LEVEL (Form VI Index/Equivalence number):

Index/Equivalence no must be in the correct format i.e S1001-0012-2018 or P1001-0012-2018 or E1001-0012-2018

submit

localhost/EASTCOLAP/frontend/web/index.php

Copyright ©2022 The Eastern Africa Statistical Centre | All rights reserved




Figure 16: Add A-Level Information.


ii. If you applying for Diploma and your entry level is Basic Technician Certificate.

You need to provide your certificate information by uploading it through “[Add Certificate Details](#)” as shown in Figure 17.

ONLINE APPLICATION SYSTEM

June 13, 2022, 4:24 pm

Logout (MAKONGORO)



HELP CENTER
phone: +255713988952
Email: admission.officer@eastc.ac.tz

ProfileApplication feeEducation BackgroundPersonal detailsNext of KinSponsorship

ORDINARY LEVEL

#	First Name	Middle Name	Last Name	Indexno	Division	Point	ACTION
1	MAKONGORO		ZONZO	P0313-0021	IV	37	view

Do you have other OLevel Sittings? ☐ YES

[+ Add Certificate Details](#)

#	Transcript	Gpa	ACTION
No results found.			

Copyright ©2022 The Eastern Africa Statistical Centre | All rights reserved




Figure 17: Add Certificate information window.

- Upon clicking “**Add Certificate Details**”, the system will display a form where you are required to enter Certificate information.
- Drag, drop or click to select your Certificate or Transcript, the file must be in “**PDF FOMART**” as shown in Figure 18.
- Enter your “GPA”.
- Then click “**Save**” button to proceed.


The screenshot displays a web form titled "College Information" with a breadcrumb "Home /". The form contains a section for "Transcript" with a large dashed box for file upload, containing the text "Drag & drop files here ... (or click to select file)". Below this is a green "Browse ..." button. Underneath is a text input field labeled "Gpa *". A blue "Save" button is located at the bottom right of the form.

Figure 18: College information form.

- iii. If you applying for Bachelor and your entry level is Advanced level (Form vi).
- Then you need to follow steps as shown in Figure 16.

iv. If you applying for Bachelor and your entry level is Ordinary Diploma.

- Enter AVN Number the click “Submit” button to proceed as shown in Figure 19.



HELP CENTER
phone: +255713988952
Email: admission.officer@eastc.oc.tz

ProfileApplication feeEducation BackgroundPersonal detailsNext of KinSponsorship

ORDINARY LEVEL

#	First Name	Middle Name	Last Name	Indexno	Division	Point	ACTION
1	MAKONGORO		ZONZO	P0913-0021	IV	37	view

Do you have other OLevel Sittings? ☐ YES

AVN NO:

AVN must be in the correct format i.e 19NA1226342KE


submit

Copyright ©2022 The Eastern Africa Statistical Centre | All rights reserved

Figure 19: Add Diploma information window.

v. **If you applying for Bachelor and your entry level is Foundation Program**

- Enter OFP Number the click “**Submit**” button to proceed as shown in Figure 20.



HELP CENTER
phone: +255713988952
Email: admission.officer@eastc.ac.tz

ProfileApplication feeEducation BackgroundPersonal detailsNext of KinSponsorship

ORDINARY LEVEL

#	First Name	Middle Name	Last Name	Indexno	Division	Point	ACTION
1	MAKONGORO		ZONZO	P0313-0021	IV	37	view

Do you have other OLevel Sittings? ☐ YES

OFP NO:

Enter OFP Number note: It must be in a correct format i.e 19NVA1226342N/E


submit

Copyright ©2022 The Eastern Africa Statistical Centre | All rights reserved

Figure 20: Add Foundation Program information window.

vi. If you applying for Postgraduate Diploma/Masters and your entry is Bachelor Degree/Higher Diploma

- Select “**DID YOU STUDY FORM SIX**” as shown in Figure 21.



HELP CENTER
phone: +255713988952
Email: admission.officer@eastc.ac.tz

ProfileApplication feeEducation BackgroundPersonal detailsNext of KinSponsorshipReferees

ORDINARY LEVEL

#	First Name	Middle Name	Last Name	Indexno	Division	Point	ACTION
1	MAKONGORO		ZONZO	P0313-0021	IV	37	View

Do you have other OLevel Sittings? ☐ YES

--- DID YOU STUDY FORM SIX ---


+ Add Bachelor Degree Details

#	Transcript	Gpa	ACTION
No results found.			

Copyright ©2022 The Eastern Africa Statistical Centre | All rights reserved

Figure 21: Other Education information window.

Note: If you select “**YES**”, then you need to enter you’re A-Level Index/Equivalence Number and click “**Submit**” button to proceed as shown in Figure 22.



HELP CENTER
phone: +255713988952
Email: admission.officer@eastc.ac.tz

Profile
Application fee
Education Background
Personal details
Next of Kin
Sponsorship
Referees

ORDINARY LEVEL

#	First Name	Middle Name	Last Name	Indexno	Division	Point	ACTION
1	MAKONGORO		ZONZO	P0313-0021	IV	37	view

Do you have other Olevel Sittings? ☐ YES

YES
▼

A-LEVEL Form VI Index/Equivalence number:

Index/Equivalence no must be in the correct format i.e S1001-0012-2018 or P1001-0012-2018 or E1001-0012-2018

[submit](#)

[+ Add Bachelor Degree Details](#)

#	Transcript	Gpa	ACTION
No results found.			

Copyright ©2022 The Eastern Africa Statistical Centre | All rights reserved

Figure 22: A-Level Education information window.

- Then you need to provide your Bachelor information by uploading it through “**Add Bachelor Degree Details**” as shown in Figure 22.

- Upon clicking “**Add Bachelor Degree Details**”, the system will display a form where you are required to enter Bachelor information.
- Drag, drop or click to select your Certificate or Transcript, the file must be in “**PDF FOMART**” as shown in Figure 23.
- Enter your “GPA”.
- Then click “**Save**” button to proceed.

Home /

College Information

Transcript

Drag & drop files here ...
(or click to select file)

Browse ...

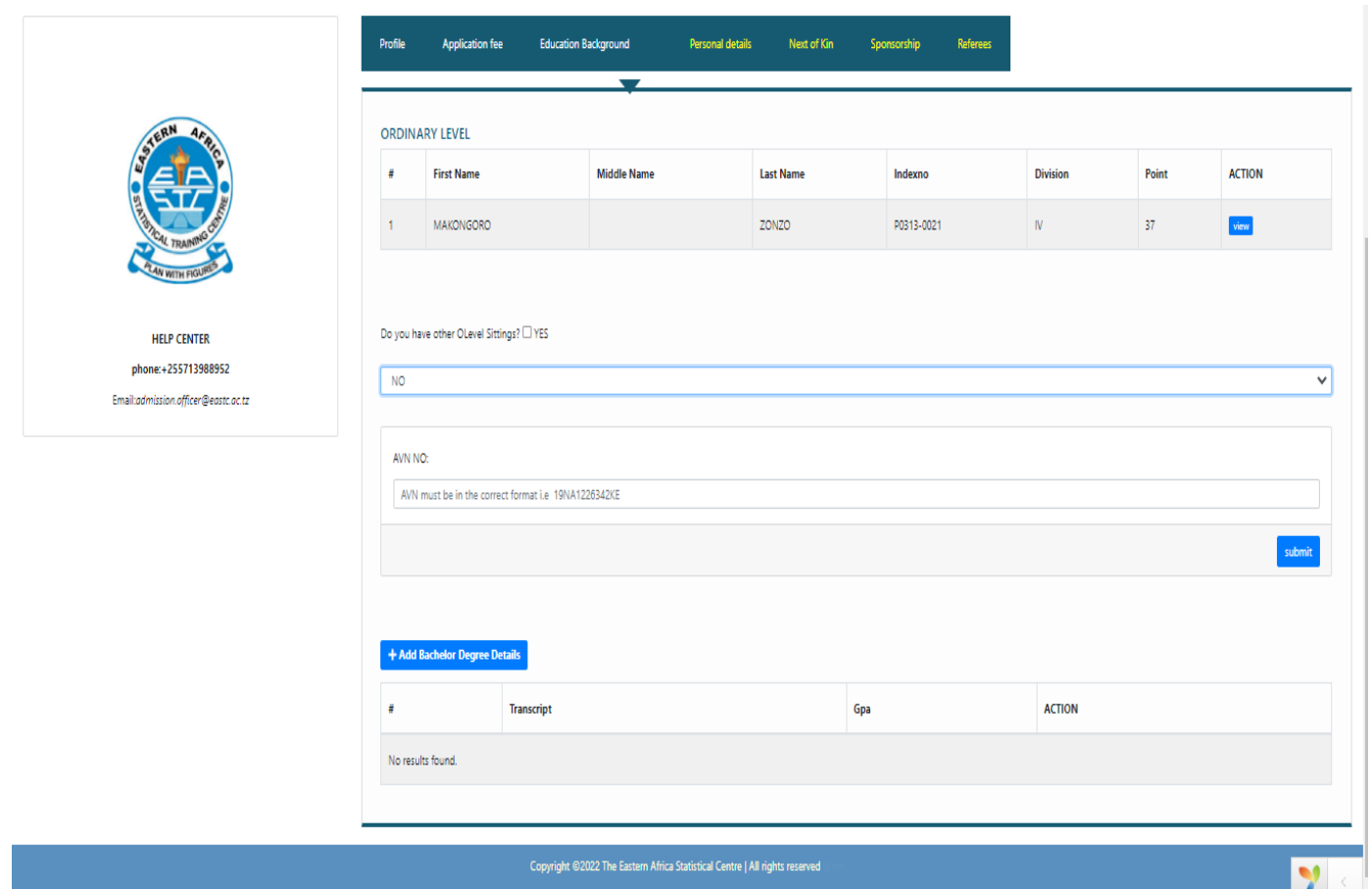
Gpa *

Save

Copyright ©2022 The Eastern Africa Statistical Centre | All rights reserved

Figure 23: College information form.

Note: If you select “**NO**”, then you need to enter you’re AVN Number and click “**Submit**” button to proceed as shown in Figure 24.



HELP CENTER
phone: +255713988952
Email: admission.officer@eastc.ac.tz

Profile Application fee Education Background **Personal details** Next of Kin Sponsorship Referees

ORDINARY LEVEL

#	First Name	Middle Name	Last Name	Indexno	Division	Point	ACTION
1	MAKONGORO		ZONZO	P0313-0021	IV	37	view

Do you have other OLevel Sittings? ☐ YES ☒ NO

AVN NO:
AVN must be in the correct format i.e 19NA1226342XE

[submit](#)

[+ Add Bachelor Degree Details](#)

#	Transcript	Gpa	ACTION
No results found.			

Copyright ©2022 The Eastern Africa Statistical Centre | All rights reserved

Figure 24: College Education information window.

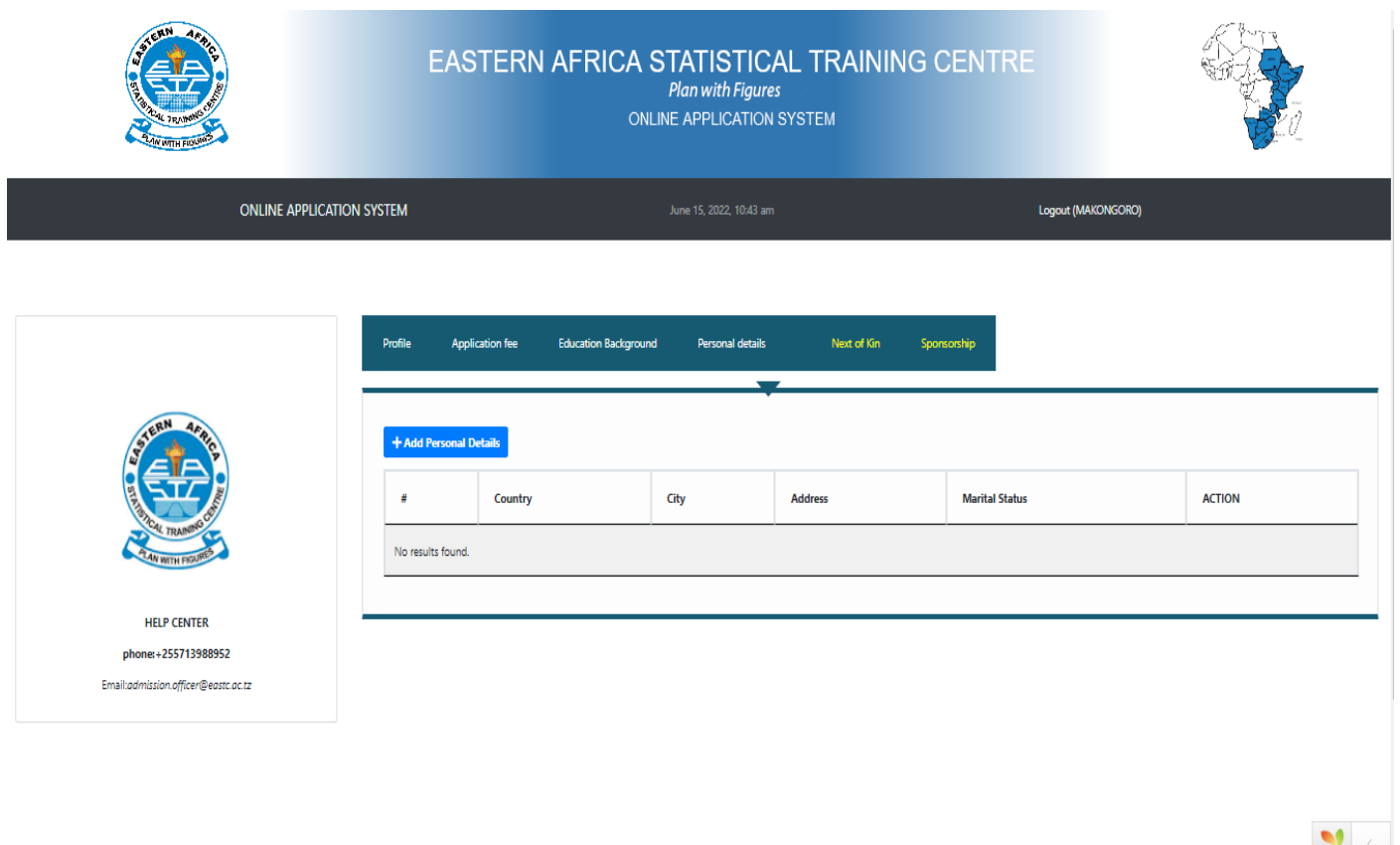
- You need to provide your Bachelor information by uploading it through “**Add Bachelor Degree Details**” as shown in Figure 24.
- Then Upon clicking “**Add Bachelor Degree Details**”, the system will display a form where you are required to enter Bachelor information as shown Figure 23.

Note: When you finish the entering your education background information the “**Personal Details**” tab will change color to white indicating the “**Education Background**” is complete you can proceed to another stage.

STEP 5: Personal Details

Click the “**Personal Details**” tab the system will display a window as shown in Figure 25.

Note: Click the “**Add Personal Details**” button.



The screenshot displays the 'Personal Details' window of the Eastern Africa Statistical Training Centre Online Application System. The header features the center's logo, name, and tagline 'Plan with Figures', along with a map of Africa. A navigation bar at the top includes links for Profile, Application fee, Education Background, Personal details (active), Next of Kin, and Sponsorship. The main content area has a '+ Add Personal Details' button and a table with columns for #, Country, City, Address, Marital Status, and ACTION. The table currently shows 'No results found.' A sidebar on the left contains the center's logo and contact information for the Help Center.

EASTERN AFRICA STATISTICAL TRAINING CENTRE
Plan with Figures
ONLINE APPLICATION SYSTEM

ONLINE APPLICATION SYSTEM June 15, 2022, 10:43 am Logout (MAXDNGORO)

Profile Application fee Education Background **Personal details** Next of Kin Sponsorship

+ Add Personal Details

#	Country	City	Address	Marital Status	ACTION
No results found.					

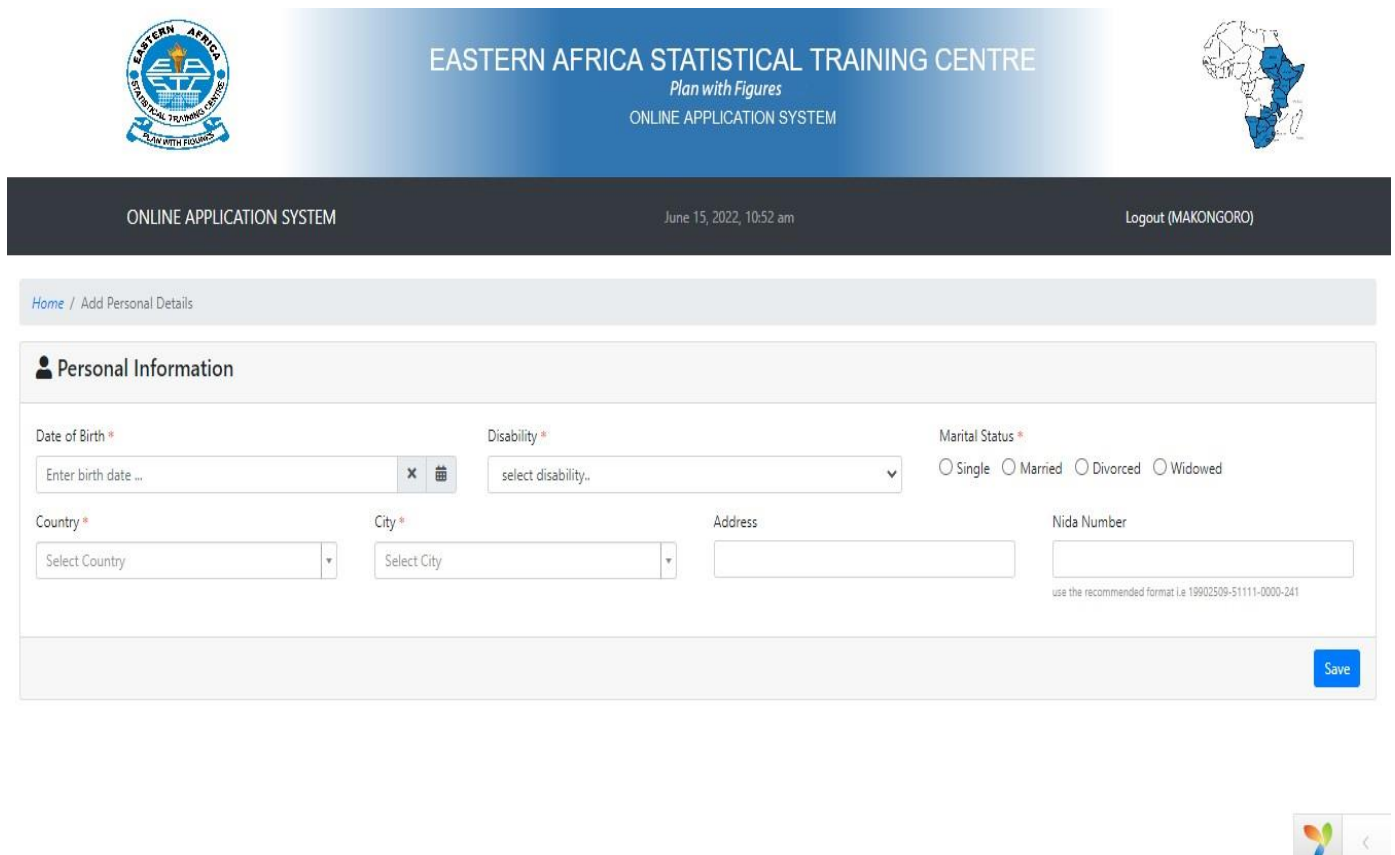
HELP CENTER
phone: +255713988952
Email: admission.officer@eastc.ac.tz

Figure 25: Personal information window.

When click “**Add Personal Details**” button the system will display the personal information form.

Note: Fill in all required personal information which includes Basic information, Health information, National ID if you have one “**Not Mandatory**” as shown in Figure 26.

- Then click the “**Save**” button to proceed.



The screenshot displays the 'Personal Information' form within the 'ONLINE APPLICATION SYSTEM' interface. The header includes the Eastern Africa Statistical Training Centre logo, the text 'EASTERN AFRICA STATISTICAL TRAINING CENTRE Plan with Figures ONLINE APPLICATION SYSTEM', and a map of Africa. The navigation bar shows 'ONLINE APPLICATION SYSTEM', the date 'June 15, 2022, 10:52 am', and a 'Logout (MAKONGORO)' link. The breadcrumb trail is 'Home / Add Personal Details'. The form title is 'Personal Information'. It contains several input fields: 'Date of Birth *' with a date picker, 'Disability *' with a dropdown menu, 'Marital Status *' with radio buttons for 'Single', 'Married', 'Divorced', and 'Widowed', 'Country *' with a dropdown menu, 'City *' with a dropdown menu, 'Address' with a text field, and 'Nida Number' with a text field. A note below the Nida Number field states 'use the recommended format i.e 19902509-51111-0000-241'. A 'Save' button is located at the bottom right of the form.

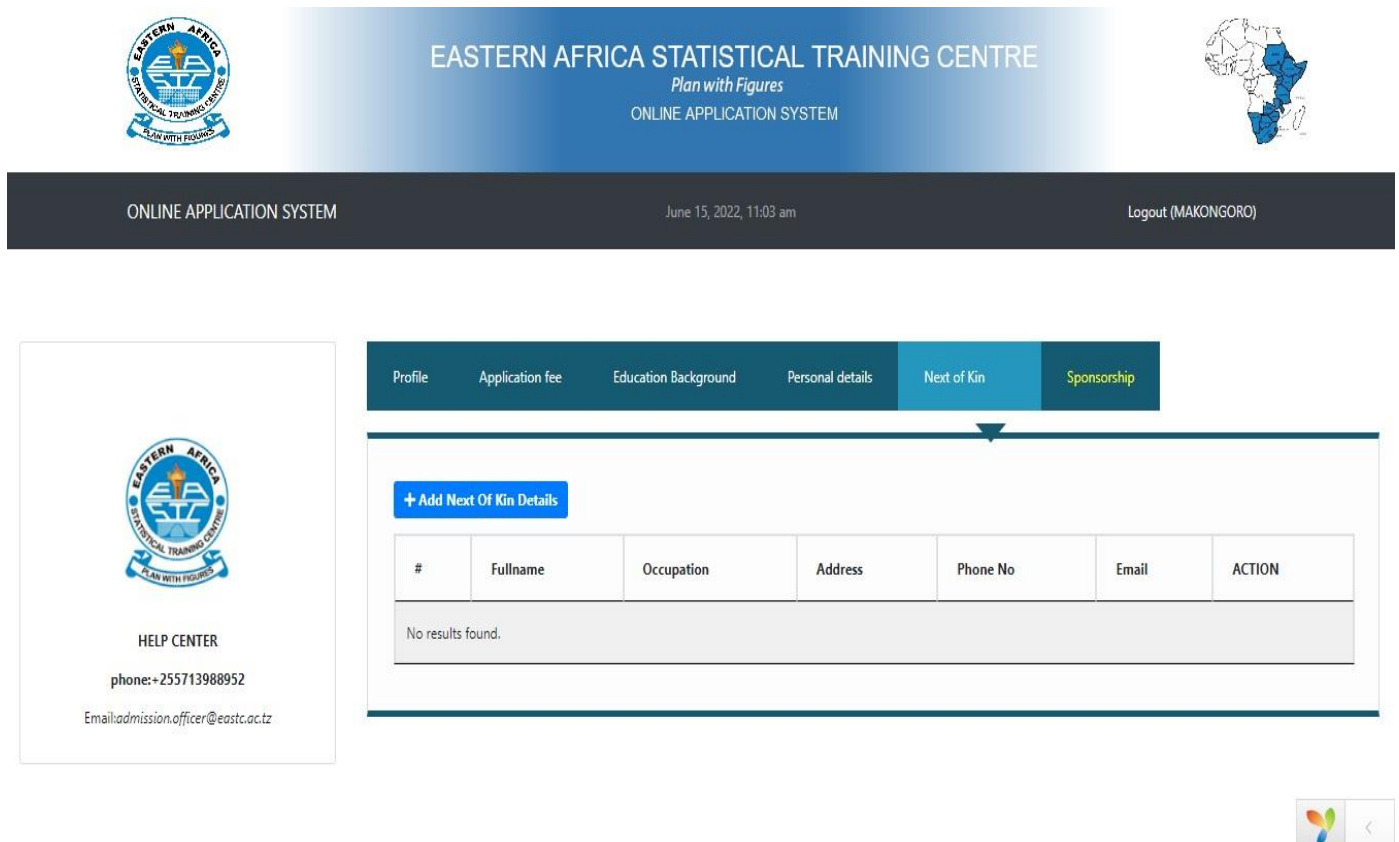
Figure 26: Personal information form.

Note: When you finish the entering your personal information the “**Next of kin**” tab will change color to white indicating the “**Personal Details**” stage is complete, you can proceed to another stage.

STEP 6: Next of kin

Click the “**Next of kin**” tab the system will display a window as shown in Figure 27.

Note: Click the “**Add Next of kin Details**” button.



The screenshot displays the 'Next of Kin' section of the Eastern Africa Statistical Training Centre's online application system. The header includes the center's logo, name, and a map of Africa. The navigation bar shows tabs for Profile, Application fee, Education Background, Personal details, Next of Kin (selected), and Sponsorship. A sidebar on the left contains the center's logo and contact information for the Help Center. The main content area features a table with columns for #, Fullname, Occupation, Address, Phone No, Email, and ACTION. A blue button labeled '+ Add Next Of Kin Details' is positioned above the table. The table currently shows 'No results found.'

Header: EASTERN AFRICA STATISTICAL TRAINING CENTRE
Plan with Figures
ONLINE APPLICATION SYSTEM

Navigation Bar: Profile | Application fee | Education Background | Personal details | **Next of Kin** | Sponsorship

Sidebar:
EASTERN AFRICA STATISTICAL TRAINING CENTRE
HELP CENTER
phone: +255713988952
Email: admission.officer@eastc.ac.tz

Main Content:
+ Add Next Of Kin Details

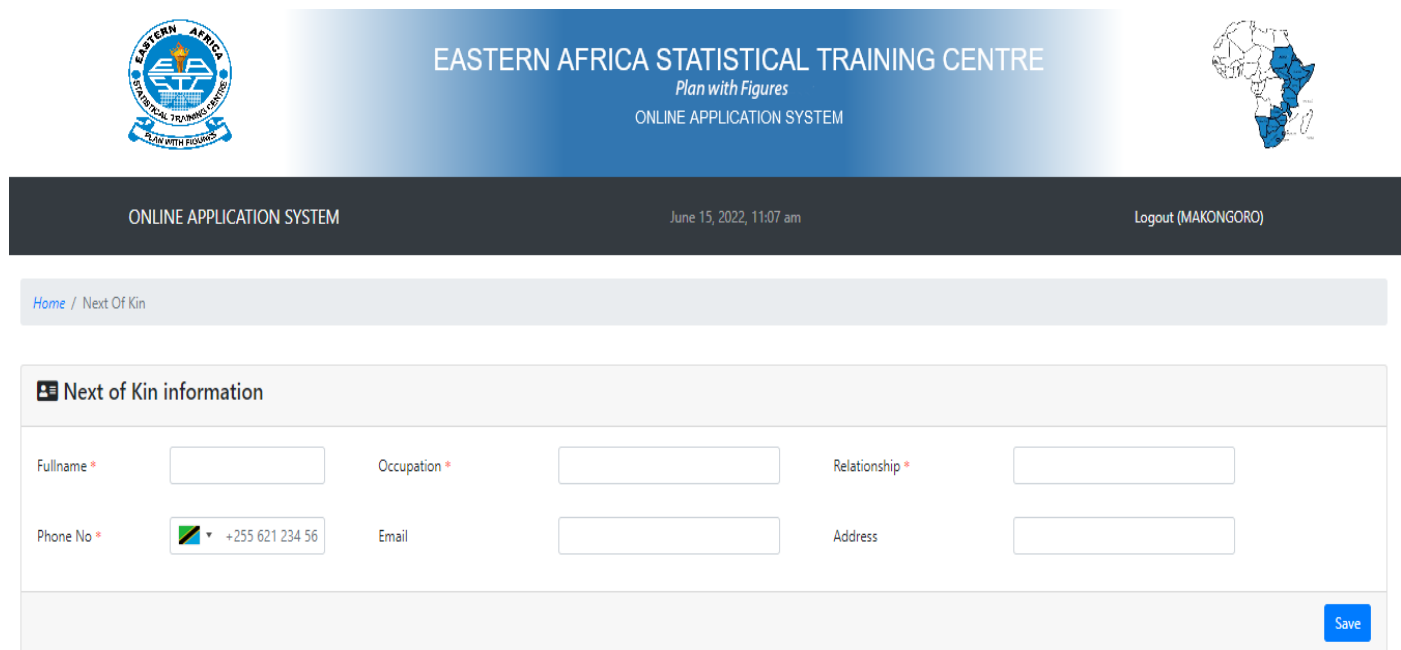
#	Fullname	Occupation	Address	Phone No	Email	ACTION
No results found.						

Figure 27: Next of Kin information window.

When click “**Add Next of kin Details**” button the system will display the Next of kin information form.

Note: Fill in all required information which includes full name, Phone number, Occupation, Relationship, address as shown in Figure 28.

- Then click the “**Save**” button to proceed.



The screenshot displays the 'Next of Kin information' form within the Eastern Africa Statistical Training Centre Online Application System. The header features the center's logo, name, and a map of Africa. The navigation bar includes 'ONLINE APPLICATION SYSTEM', the date 'June 15, 2022, 11:07 am', and a 'Logout (MAKONGORO)' link. The breadcrumb trail shows 'Home / Next Of Kin'. The form itself has a title 'Next of Kin information' and contains six input fields: 'Fullname *', 'Occupation *', 'Relationship *', 'Phone No *' (with a dropdown menu showing '+255 621 234 56'), 'Email', and 'Address'. A blue 'Save' button is located at the bottom right of the form.

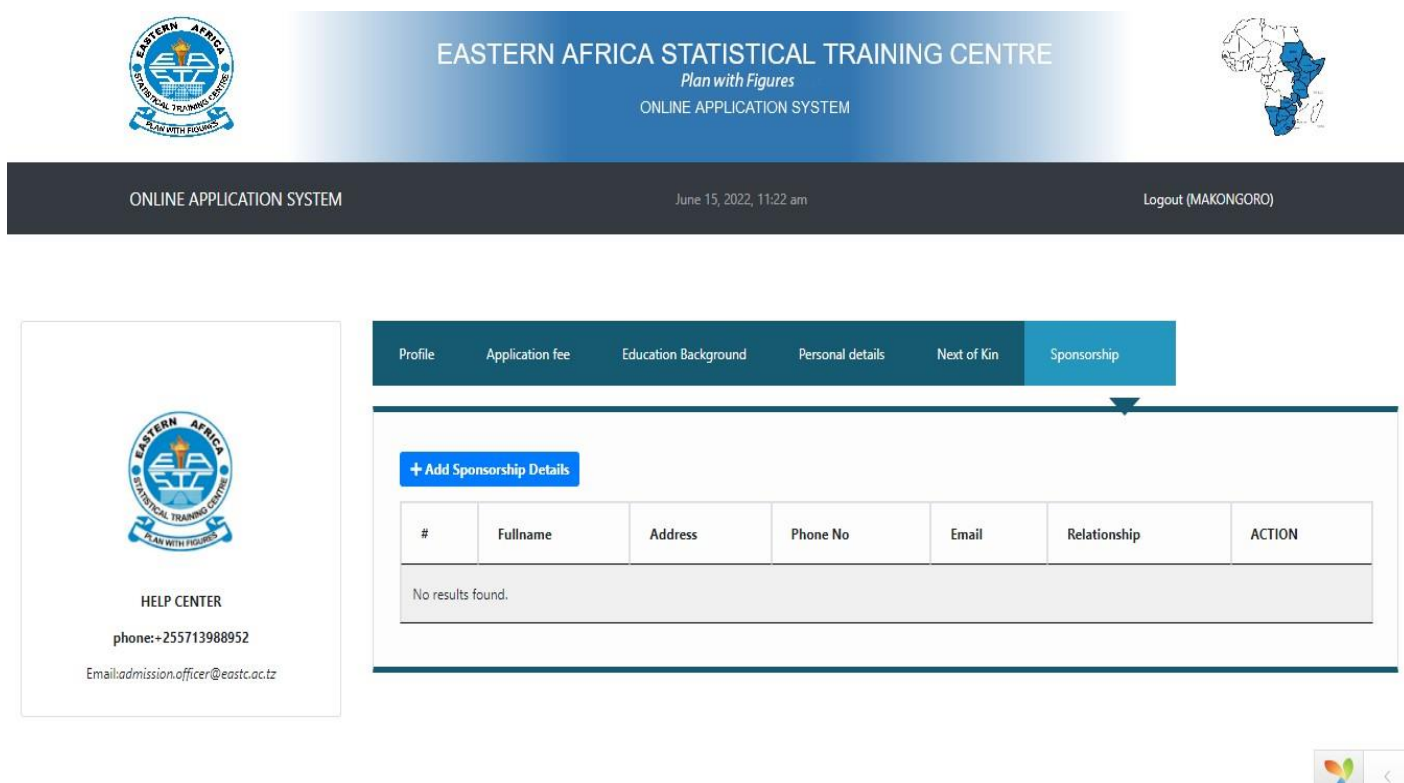
Figure 28: Next of Kin information form.

Note: When you finish the entering your next of kin information the “**Sponsorship**” tab will change color to white indicating the “**Next of kin**” stage is complete, you can proceed to another stage.

STEP 7: Sponsorship Details

Click the “**Sponsorship**” tab the system will display a window as shown in Figure 29.

Note: Click the “**Add Sponsorship Details**” button.



The screenshot displays the 'Sponsorship' tab of the Eastern Africa Statistical Training Centre Online Application System. The header includes the center's logo, name, and tagline 'Plan with Figures'. The navigation bar shows tabs for Profile, Application fee, Education Background, Personal details, Next of Kin, and Sponsorship. The main content area features a '+ Add Sponsorship Details' button and a table with columns: #, Fullname, Address, Phone No, Email, Relationship, and ACTION. The table currently shows 'No results found.' A help center sidebar on the left provides contact information.

EASTERN AFRICA STATISTICAL TRAINING CENTRE
Plan with Figures
ONLINE APPLICATION SYSTEM

ONLINE APPLICATION SYSTEM June 15, 2022, 11:22 am Logout (MAKONGORO)

Profile Application fee Education Background Personal details Next of Kin **Sponsorship**

+ Add Sponsorship Details

#	Fullname	Address	Phone No	Email	Relationship	ACTION
No results found.						

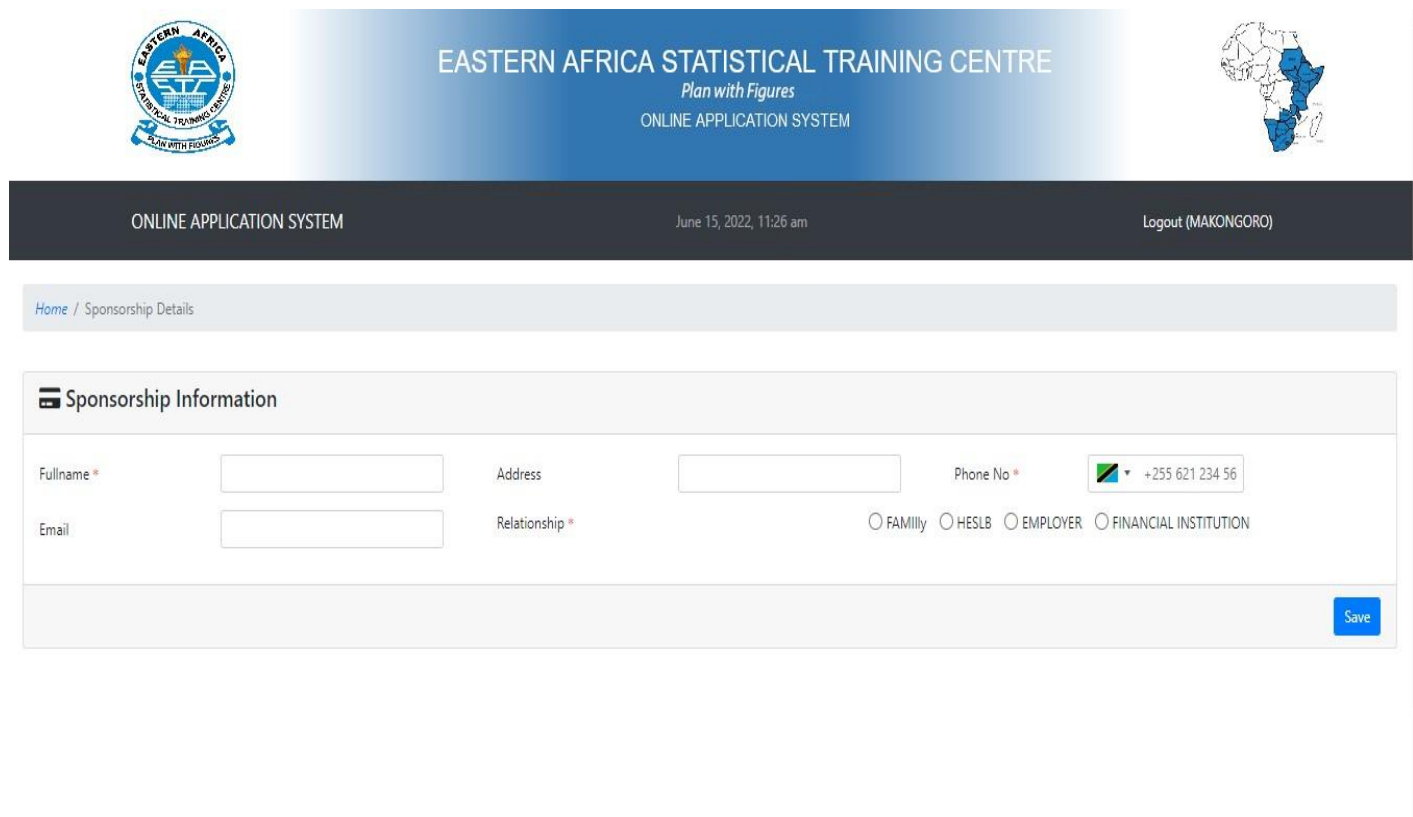
HELP CENTER
phone: +255713988952
Email: admission.officer@eastc.ac.tz

Figure 29: Sponsorship information window.


When click “**Add Sponsorship Details**” button the system will display the Sponsorship information form.

Note: Fill in all required information which includes full name, Phone number, Relationship, address as shown in Figure 30.

- Then click the “**Save**” button to proceed.



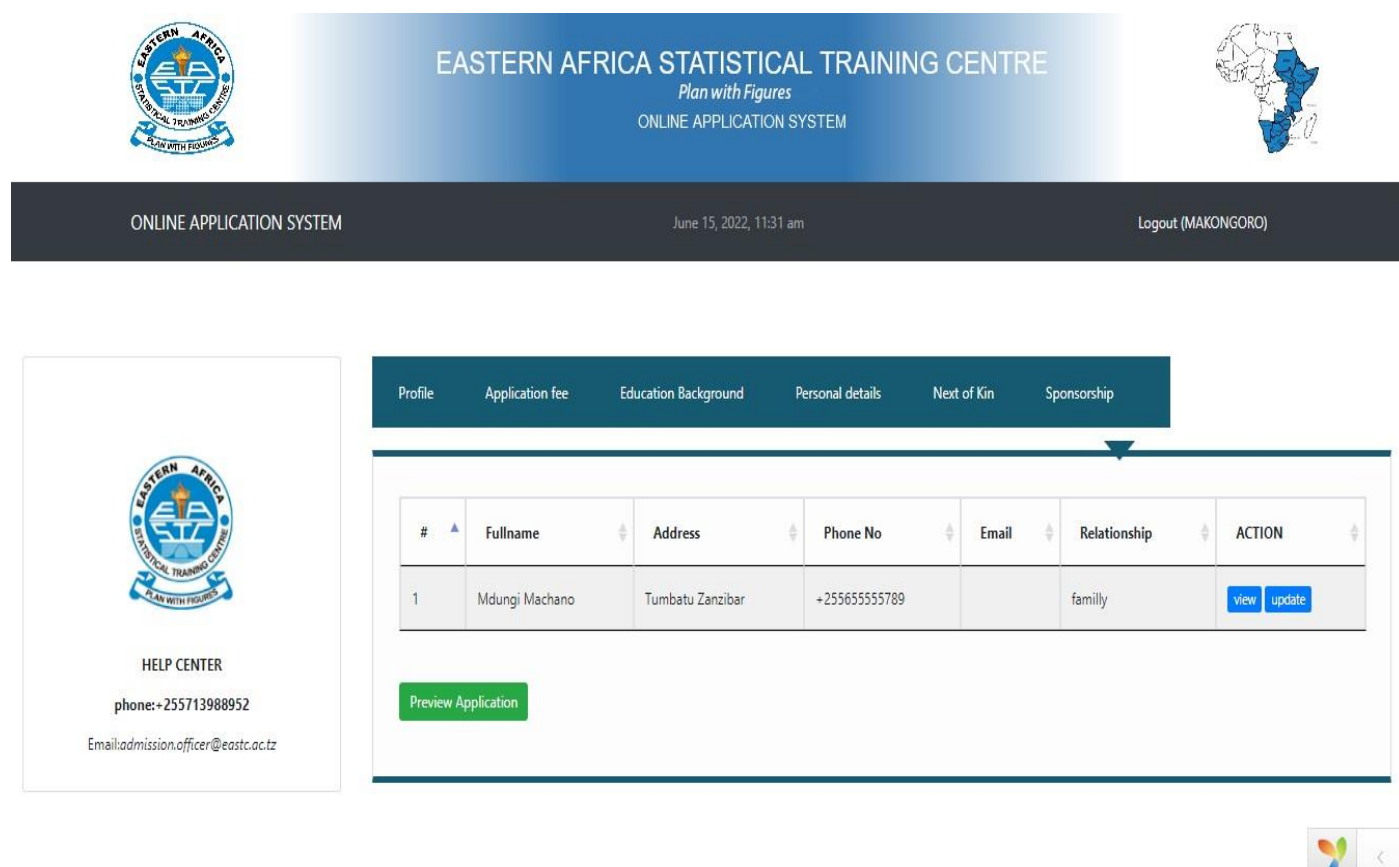
The screenshot displays the 'Sponsorship Information' form within the 'ONLINE APPLICATION SYSTEM' interface. The header features the Eastern Africa Statistical Training Centre logo, the text 'EASTERN AFRICA STATISTICAL TRAINING CENTRE', the tagline 'Plan with Figures', and 'ONLINE APPLICATION SYSTEM'. A map of Eastern Africa is also visible. The navigation bar shows 'ONLINE APPLICATION SYSTEM', the date 'June 15, 2022, 11:26 am', and a 'Logout (MAKONGORO)' link. The breadcrumb trail is 'Home / Sponsorship Details'. The form itself has a title 'Sponsorship Information' and contains the following fields and options:

Fullname *	<input type="text"/>	Address	<input type="text"/>	Phone No *	 +255 621 234 56
Email	<input type="text"/>	Relationship *	<input type="radio"/> FAMILY <input type="radio"/> HESLB <input type="radio"/> EMPLOYER <input type="radio"/> FINANCIAL INSTITUTION		

A blue 'Save' button is located at the bottom right of the form.

Figure 30: Sponsorship information form.

Note 1: Applicants applying for **Undergraduate Programs** (Certificate, Diploma and Bachelor Level) who Successfully finish “**Sponsorship**” Stage, the system will display the following window where you are required to click “**Preview Application**” button as shown in Figure 31.



The screenshot displays the 'Sponsorship' stage of the application process. At the top, the header includes the Eastern Africa Statistical Training Centre logo, the text 'EASTERN AFRICA STATISTICAL TRAINING CENTRE Plan with Figures ONLINE APPLICATION SYSTEM', and a map of Africa. Below the header, a navigation bar shows tabs for Profile, Application fee, Education Background, Personal details, Next of Kin, and Sponsorship. The 'Sponsorship' tab is active, indicated by a downward arrow. On the left, a sidebar contains the center's logo, 'HELP CENTER', phone number '+255713988952', and email 'Email:admission.officer@eastc.ac.tz'. The main content area features a table with one entry for 'Mdungi Machano' from 'Tumbatu Zanzibar' with phone number '+255655555789' and relationship 'family'. The 'ACTION' column has 'view' and 'update' buttons. Below the table is a green 'Preview Application' button. The bottom right corner shows a small logo and a back arrow.

#	Fullname	Address	Phone No	Email	Relationship	ACTION
1	Mdungi Machano	Tumbatu Zanzibar	+255655555789		family	view update

[Preview Application](#)

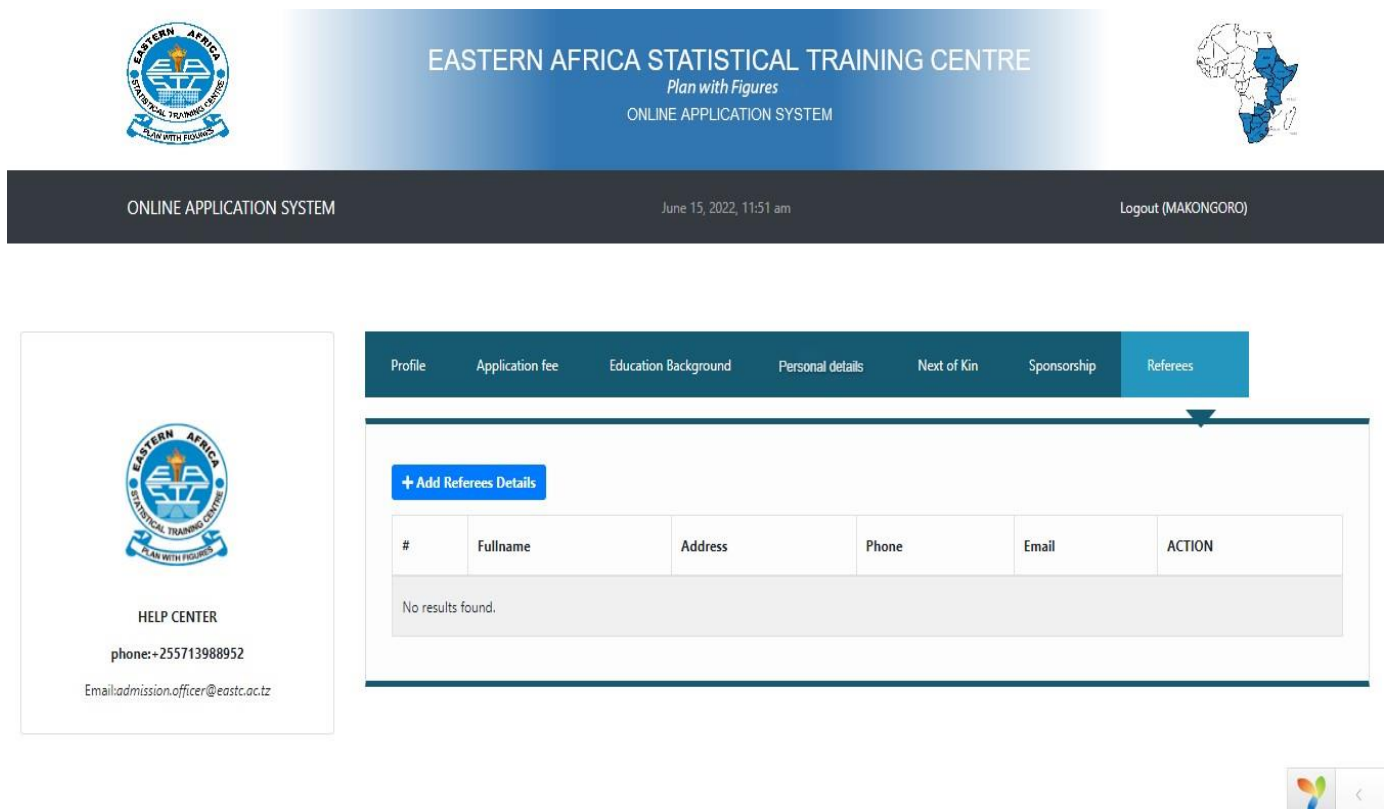
Figure 31: Sponsorship information window.

Note 2: Applicants applying for **Postgraduate Programs** (Postgraduate Diploma and Masters Level), upon finishing the entering your sponsorship details the “**Referees**” tab will change color to white indicating the “**Sponsorship**” stage is complete, you can proceed to the final stage.

STEP 8: Referees Details

Click the “**Referees**” tab the system will display a window as shown in Figure 32.

Click the “**Add Referees Details**” button.



The screenshot displays the 'Referees' tab within the Eastern Africa Statistical Training Centre's online application system. The header includes the center's logo, name, and a map of Africa. The navigation bar shows various tabs, with 'Referees' being the active one. On the left, a help center box provides contact information. The main content area features a table with columns for ID, Fullname, Address, Phone, Email, and ACTION. A blue button labeled '+ Add Referees Details' is positioned above the table. The table currently shows 'No results found.'

#	Fullname	Address	Phone	Email	ACTION
No results found.					

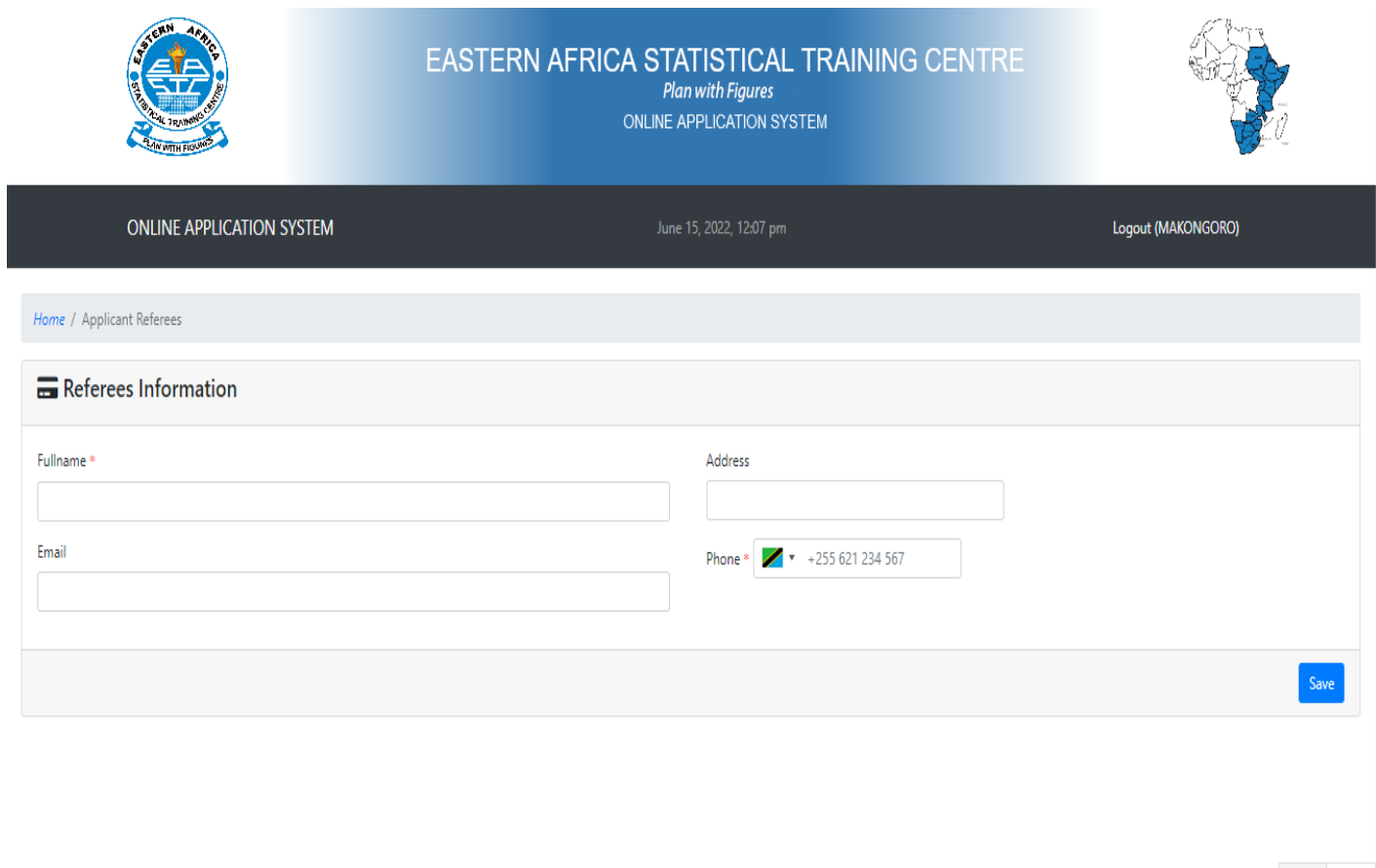
Figure 32: Referees information window.

Note Figure 32: you are required to add at least **TWO** Referees details to proceed to final stage.

When click “**Add Referees Details**” button the system will display the Sponsorship information form.

Note: Fill in all required information which includes full name, Phone number, address as shown in Figure 33.

- Then click the “**Save**” button to proceed.



The screenshot displays the 'Referees Information' form within the 'EASTERN AFRICA STATISTICAL TRAINING CENTRE' online application system. The header includes the center's logo, name, and a map of Eastern Africa. The navigation bar shows 'ONLINE APPLICATION SYSTEM', the date 'June 15, 2022, 12:07 pm', and a 'Logout (MAKONGORO)' link. The breadcrumb trail indicates the user is at 'Home / Applicant Referees'. The form itself has a title 'Referees Information' and contains four input fields: 'Fullname *', 'Address', 'Email', and 'Phone *'. The 'Phone *' field is pre-filled with a dropdown menu showing a flag and the number '+255 621 234 567'. A blue 'Save' button is located at the bottom right of the form.

EASTERN AFRICA STATISTICAL TRAINING CENTRE
Plan with Figures
ONLINE APPLICATION SYSTEM

ONLINE APPLICATION SYSTEM June 15, 2022, 12:07 pm Logout (MAKONGORO)

[Home](#) / Applicant Referees

Referees Information

Fullname *

Address


Email

Phone *


Save

Figure 33: Referees information form.

Note: After Successfully finishing “**Referees**” Stage, the system will display the following window where you are required to click “**Preview Application**” button as shown in Figure 34.



EASTERN AFRICA
STATISTICAL TRAINING CENTRE
Plan with Figures
ONLINE APPLICATION SYSTEM



ONLINE APPLICATION SYSTEM

June 15, 2022, 12:14 pm

Logout (MAKONGORO)



HELP CENTER
phone: +255713988952
Email: admission.officer@eastc.ac.tz

ProfileApplication feeEducation BackgroundPersonal detailsNext of KinSponsorshipReferees

#	Fullname	Address	Phone	Email	ACTION
1	dfdf	dfsdfsd	+255768890235	sdf	view update
2	dfdf	dfgdfgdf	+255653321890	ffgfgdg	view update


Preview Application

Figure 34: Referees information window.

STEP 9: Applicant's Declaration

When Click “**Preview Application**” button, both **Undergraduate** and **Postgraduate** applicants the system will display the following window to review and submit your application as shown in Figure 35.

[Home /](#)



HELP CENTER
phone: +255713988952
Email: admission.officer@eastc.ac.tz

APPLICANT INFORMATION

Identification Information

Firstname	Middlename	Lastname	Gender
MAKONGORO		ZONIZO	M
Date Of Birth	Marital Status	Nationality	Disability Status
2022-05-09	single	Tanzania	No Impairment

Applicant Address

Country	City	Address
Tanzania	Dar es Salaam	mbez
Phone Number	Email	
0714957111	bgg@gmail.com	

Course & Level

Programmes	Level
Basic Technician Certificate in Statistics (NTA Level 4)	Certificate

Olevel Information

School	Index Number	Year
IKIZU SECONDARY SCHOOL CENTRE	P0313-0021	2013
Division	Point	
IV	37	
Subject	Grade	
BASIC MATHEMATICS	E	
BIOLOGY	D	
CHEMISTRY	D	
PHYSICS	F	
ENGLISH LANGUAGE	D	
KISWAHILI	D	
GEOGRAPHY	D	
HISTORY	F	
CIVICS	E	

NEXT OF KIN INFORMATION

Full Name	Address	Phone	Email	Relationship
James John		+255712225679		uncle

SPONSOR INFORMATION

Full Name	Address	Phone	Email	Relationship
Mdungi Machano	Tumbatu Zanzibar	+255655555789		family

Reference Information

Full Name	Address	Phone	Email
dfdf	dfdfdf	+255768890235	sdf

[Edit](#)

☐ I hereby certify that the above information is true and correct to the best of my knowledge

Copyright ©2022 The Eastern Africa Statistical Centre | All rights reserved


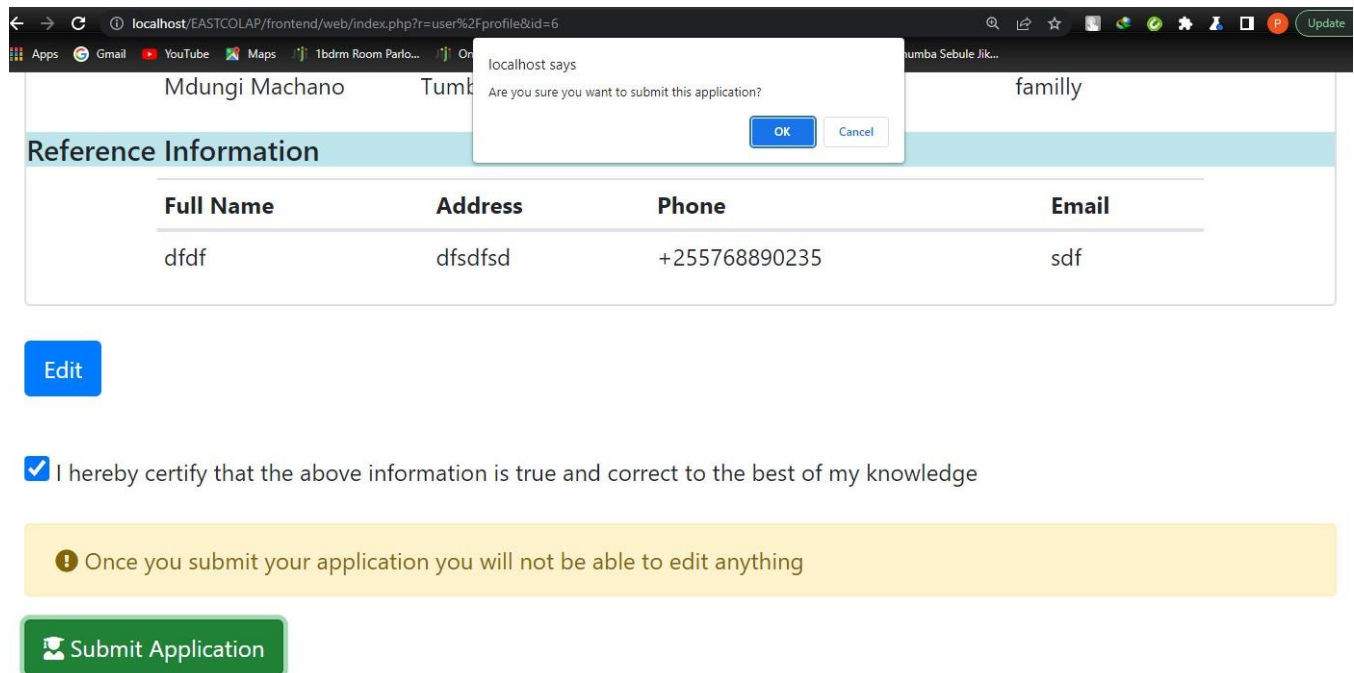


Figure 35: Applicant verification window.

Note Figure 35: If you notice some of your information are incorrect, please click “Edit” button to go back to the previous stages to enter the details correctly.

If all your information’s are correct click the **Chex box**, click “**Submit Application**” button and then click “Ok” button to submit the application as shown in Figure 36.



localhost/EASTCOLAP/frontend/web/index.php?r=user%2Fprofile&id=6

Mdungi Machano Tumk family

localhost says
Are you sure you want to submit this application?

OK Cancel

Full Name	Address	Phone	Email
dfdf	dfsdfsdf	+255768890235	sdf

Edit

☒ I hereby certify that the above information is true and correct to the best of my knowledge

⚠ Once you submit your application you will not be able to edit anything

Submit Application

Figure 36: Applicant’s Declaration form.

Note: Read and understand the declaration statement.

Once your application is successfully submitted, then window will display by Congratulating you that you have successfully fished your application, you will be notified once the selection process is complete as shown in Figure 38.



EASTERN AFRICA STATISTICAL TRAINING CENTRE
Plan with Figures
 ONLINE APPLICATION SYSTEM



ONLINE APPLICATION SYSTEM
June 15, 2022, 1:23 pm
Logout (MAKONGORO)

Dear MAKONGORO ZONZO, EASTERN AFRICA STATISTICAL TRAINING CENTRE received your application.You will be notified when the selection process is complete.



HELP CENTER
 phone: +255713988952
 Email: admission.officer@eastc.ac.tz

APPLICANT INFORMATION

Identification Information

Firstname	Middlename	Lastname	Gender
MAKONGORO		ZONZO	M
Date Of Birth	Marital Status	Nationality	Disability Status
2022-05-09	single	Tanzania	No Impairment

Applicant Address

Country	City	Address
Tanzania	Dar es Salaam	mbez
Phone Number	Email	
0714957154	bgg@gmail.ocm	

Course & Level

Programmes	Level
Basic Technician Certificate in Statistics (NTA Level 4)	Certificate

Olevel Information

School	Index Number	Year
IKIZU SECONDARY SCHOOL CENTRE	P0313-0021	2013
Division	Point	
IV	37	
Subject	Grade	
BASIC MATHEMATICS	E	
BIOLOGY	D	
CHEMISTRY	D	
PHYSICS	F	
ENGLISH LANGUAGE	D	
KISWAHILI	D	
GEOGRAPHY	D	
HISTORY	F	
CIVICS	E	

NEXT OF KIN INFORMATION

Full Name	Address	Phone	Email	Relationship
james john		+255712225679		uncle

SPONSOR INFORMATION

Full Name	Address	Phone	Email	Relationship
Mdungili Machano	Tumbatu Zanzibar	+255655555789		family

Reference Information

Full Name	Address	Phone	Email
dfdf	dfsd	+255768890235	sdf

Copyright ©2022 The Eastern Africa Statistical Centre | All rights reserved


Figure 37: Applicant's Declaration form.

Note: If you have any queries concerning Application, please contact:

Admission Office

P.O. Box 35103, Dar es Salaam, Tanzania

Phone: +255713988952

+255784689439

Email: admission.officer@eastc.ac.tz

Technical Support

Phone: +255714957154

Email: peter.mpemba@eastc.ac.tz

END OF ONLINE APPLICATION